



### District Report Card: 2017


|                     |                              |
|---------------------|------------------------------|
| <b>State:</b> Delhi | <b>District:</b> North Delhi |
| <b>Class:</b> 5     | <b>Subject:</b> Language     |
| <b>Schools:</b> 58  | <b>Students:</b> 1265        |


### Participation/Coverage


#### Students

| <div>GENDER</div> <div></div> | Boys   |       | Girls  |       |
|--|--------|-------|--------|-------|
|  | Number | %     | Number | %     |
|  | 553    | 43.72 | 712    | 56.28 |

| <div>AREA</div> <div></div> | Rural  |       | Urban  |       |
|---|--------|-------|--------|-------|
|   | Number | %     | Number | %     |
|   | 322    | 25.45 | 943    | 74.55 |

| <div>CATEGORY</div> <div></div> | SC     |       | ST     |      | OBC    |      | GEN    |       |
|--|--------|-------|--------|------|--------|------|--------|-------|
|  | Number | %     | Number | %    | Number | %    | Number | %     |
|  | 202    | 15.97 | 4      | 0.32 | 63     | 4.98 | 996    | 78.74 |

| <div>CWSN</div> <div></div> | LD | VI | HI | S&LD | ID | Oth |
|--|----|----|----|------|----|-----|
|  | 2  | 7  | 1  | 0    | 2  | 2   |

| <div>Management</div> <div></div> | Government |       | Government-aided |       |
|--|------------|-------|------------------|-------|
|  | Number     | %     | Number           | %     |
|  | 1014       | 80.16 | 251              | 19.84 |

### Average Performance of Students in Language (%)

| Overall | Gender |        | Area  |       | Management |       | Social Group |       |       |       |
|---------|--------|--------|-------|-------|------------|-------|--------------|-------|-------|-------|
|         | Male   | Female | Rural | Urban | Govt.      | Aided | SC           | ST    | OBC   | GEN   |
| 54.84   | 52.24  | 56.86  | 59.52 | 53.24 | 55.49      | 52.22 | 53.70        | 60.00 | 48.04 | 55.48 |

## Performance on Learning Outcomes (LOs)

| Learning Outcomes | Description  | Average Performance(%) |
|-------------------|--|------------------------|
| L504              | Reads and comprehends independently storybooks, news items/ headlines, advertisements etc. | 51.27                  |
| L508              | Reads text with comprehension, locates details and sequence of events                      | 56.62                  |

| Range of Performance of Students who Answered Correctly |       |           |       |           |       |           |       |
|---|-------|-----------|-------|-----------|-------|-----------|-------|
| Below 30%   |       | 30% - 50% |       | 50% - 75% |       | Above 75% |       |
| Number  | %     | Number    | %     | Number    | %     | Number    | %     |
| 199   | 15.73 | 342       | 27.04 | 461       | 36.44 | 263       | 20.79 |

## Lowest Performing Learning Outcomes (LOs)

- 1 - Reads and comprehends independently storybooks, news items/ headlines, advertisements etc. (51.27)
- 2 - Reads text with comprehension, locates details and sequence of events (56.62)